



Elder Abuse Prevention Unit

www.eapu.com.au

# Highlight Report: 2012-13 Financial Year

Service funded by:



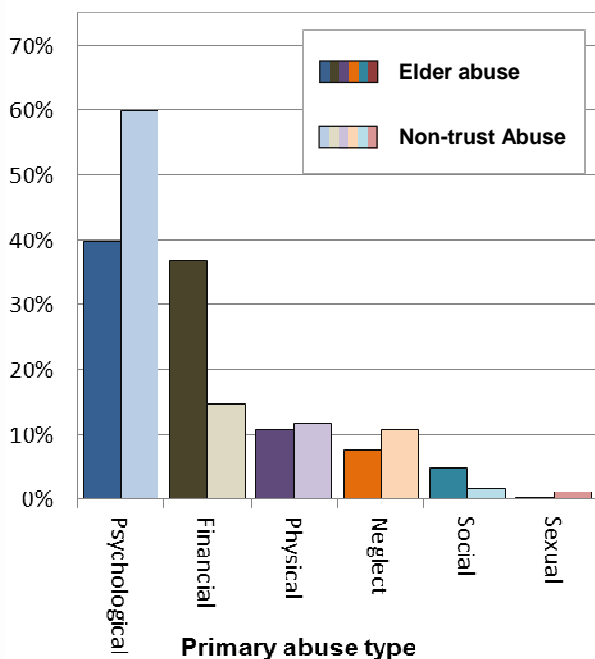
## Helpline Statistical Notes

Overall, there were 990 abuse notifications, 1070 victims and 1117 abusers recorded by Helpline staff for the 2012-13 financial year. However, for Helpline data analysis, EAPU has adopted a research definition of 'relationship of trust' which is limited to family, close friends and informal carers. Workers, neighbours and acquaintances may commit professional misconduct, bullying or fraud, but it is not considered 'elder abuse' for research purposes. The Helpline responds to non-relationship of trust calls, and records the same level of detail, but relationship of trust and non-trust relationships are now analysed separately.

## Primary Abuse Type

While many older people experience multiple types of abuse in an abuse situation, the primary abuse type is the form that is most prominent for the caller. For elder abuse relationships psychological and financial abuse were roughly even as a primary abuse type, but for non-trust relationships, psychological abuse was the most common form of abuse.

Proportion of primary abuse types for elder abuse relationships and non-trust abuse.



Abuse relationships disclosed to the Helpline were:

**85%** Elder abuse  
**15%** Non-trust abuse

### Elder Abuse:

1027  
abuse  
relationships  
  
897  
victims  
  
957  
perpetrators

### Non-trust Abuse:

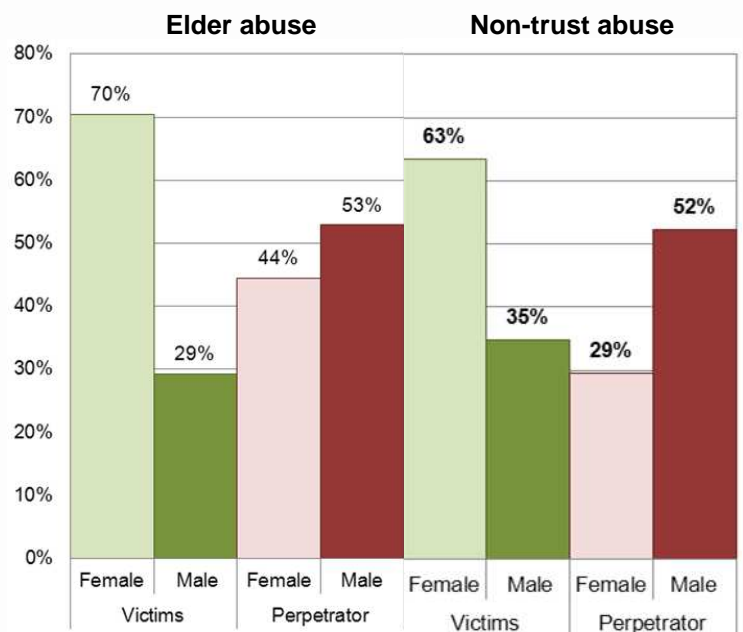
177  
abuse  
relationships  
  
167  
victims  
  
153  
perpetrators

*\*The Elderline database under certain circumstances permits victim or perpetrator records to be created without being linked to an abuse relationship. As a result the sum of victims and perpetrators above does not exactly match the overall totals.*

## Gender

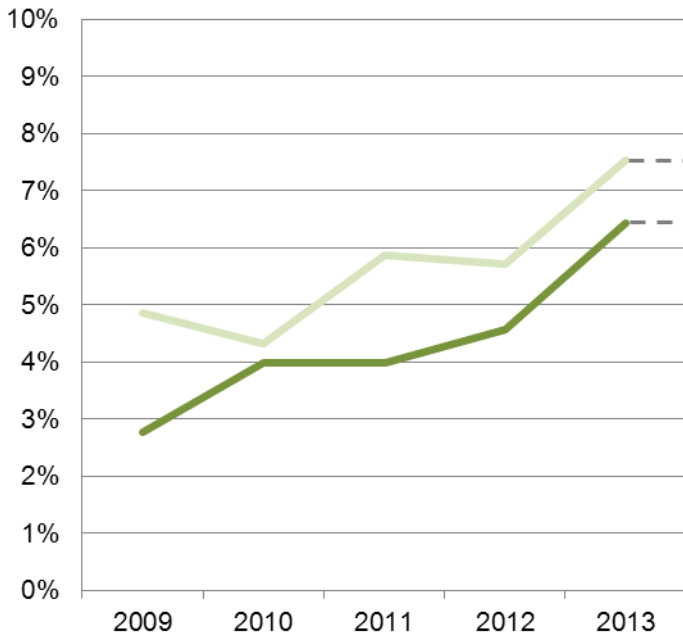
Gender differences between victims of elder abuse and non-trust abuse were not found. For perpetrators, non-trust abusers were slightly more likely to be male than elder abuse perpetrators.

Gender differences between abuse victims and perpetrators.



UnitingCare Community Values Compassion | Respect | Justice | Working Together | Leading through Learning

UnitingCare Community Services Lifeline | Child and Family Care | Counselling | Crisis Support | Disability Support | Social Inclusion



Proportion of all abusers/abuse relationships for the period 01/07/2008 to 30/6/2013

Abusers aged 30 or less  
Abuse relationships perpetrated by grandchildren

### Age

Amongst victims, the age distribution was similar for both elder abuse and non-trust abuse cases. The largest age bracket was the 80-84 years for both groups. Due to a high number (62%) of unknown ages amongst perpetrators of non-trust abuse it is not possible compare age groups for perpetrators. Generally however, although the 50-54 year age bracket is still the largest group of perpetrators, there is a trend of increasing numbers of young abusers emerging.

Five years ago abusers under the age of 30 represented 4.87% of all perpetrators, this has increased by half to 7.52% in the 2012-13 financial year. This figure is consistent for anecdotal reports from Helpline workers that there are increasing calls regarding grandchildren as perpetrators. This observation is supported by the data; 5 years ago 2.78% of all abusers were grandchildren, in 2013 this had over doubled to 6.42%.

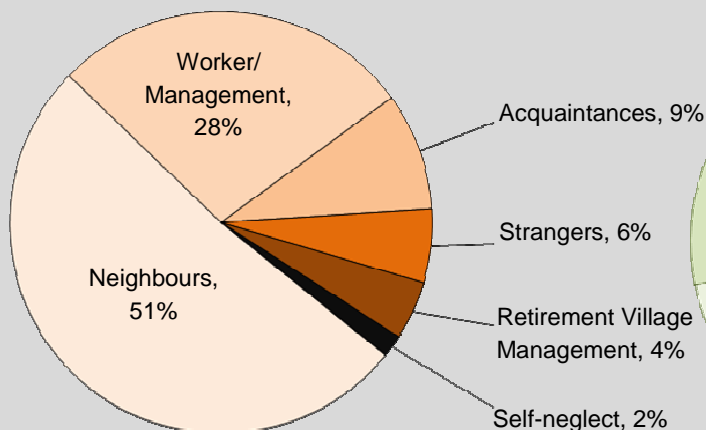
2012	2013
\$ 3,864,122.00	\$ 38,777,110.00

For the 2012-13 financial year, Helpline workers began recording estimate values of homes misappropriated by abusers. Where callers did not know the value of the property, the average house price for the area was recorded. Average values were derived from REIQ data. This has contributed to the large increase in the recorded loss incurred by victims.

### Relationship Types

For elder abuse relationships, sons and daughters were about equal as perpetrators, accounting for 70% of all elder abuse relationships combined. For non-trust relationships, half were neighbour relationships, with worker misconduct or systemic abuse accounting for a further quarter of non-trust relationships.

Non-trust abuse: relationship category between victims and perpetrators



Elder abuse: relationships category between perpetrators to victims

